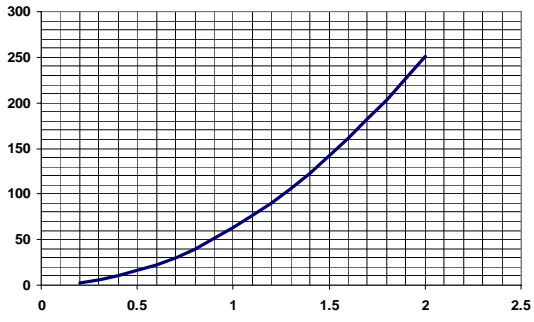
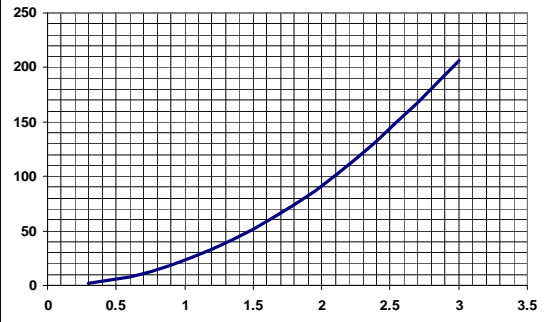


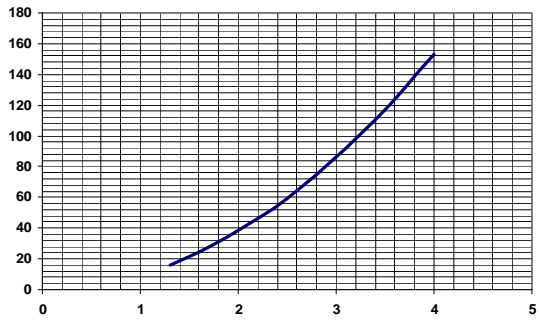
TYPICAL RESISTANCE WHEN USED AS TERMINAL ONLY
SIZE 315/350 VERTICAL



TYPICAL RESISTANCE WHEN USED AS TERMINAL ONLY
VERTICAL SIZE 400/450



TYPICAL RESISTANCE WHEN USED AS TERMINAL ONLY
VERTICAL SIZE 500/560



TYPICAL RESISTANCE WHEN USED AS TERMINAL ONLY
VERTICAL SIZE 630/710

